

CHORE TRACKER.




What to do.

With this handy chore tracker, you can help kids see their savings build up as they help with the family chores.

Fill in a selection of small chores you'd like your child to help with on the left hand column and decide how much money to give them for doing them.

Write their name on the top and put the chart up somewhere where everyone can see it. Choose a special pen or sticker that only you have access to, and highlight the chores that they successfully completed.

At the end of each week, sit down with your child and go through the chore chart to see what their grand total is. If they can, encourage them to add up the amount of money earned themselves and work out the total.



POCKET MONEY TRACKER FOR _____

DATE									
CHORES	VALUE	MON	TUE	WED	THU	FRI	SAT	SUN	CHORE TOTAL
	\$								\$
	\$								\$
	\$								\$
	\$								\$
	\$								\$
	\$								\$
	\$								\$
	\$								\$
TOTAL EARNED FOR WEEKLY CHORES									\$

