


WORLD TRAVELER PASSPORT

We use this Passport with out Five In A Row studies. Each week when we study a different place we make an entry into our passport. Sometimes it is a clip-art stamp, a flag sticker, a drawing, handwriting sample of the country name or even a hand drawn dated passport stamp.

**Print the Cover and laminate it.
Print the photo page and fill in your child's details and photo.
Then cut several pages the same size as the photo page, fold and staple.**

We have also included some clip art that we have used.

PASSPORT



WORLD TRAVELER


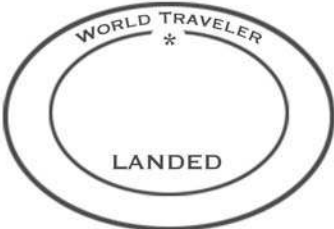
PASSPORT



WORLD TRAVELER

Use this page as a template to cut several inside pages for your passport

Add Date and Contry Name





Scotland



Spain



Sri Lanka







MEXICO



SOUTH AMERICA



CHINA



AUSTRALIA



ITALY



PARIS



ROME



WASHINGTON, D.C.



LONDON



NEW YORK

